






EYE LEVEL BEAM  
MEDICAL SCALE

# TPRO4500

CLASS IV



- Weighing function
- Level indicator and adjusting feet

	200 kg
	200 g
	5 years guarantee
	54 x 45 x 147,2 cm
	White

**Terrailon**  
PROFESSIONAL